

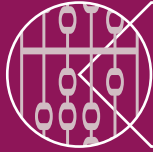
Role of JUSP in gathering usage statistics and informing decision making

Laura Wong

Outline

1. Quick overview of JUSP
 - What is JUSP?
 - How work with data
 - What JUSP does and doesn't do
2. Examples
 - What to keep
 - Where to invest
 - When to act
3. Usage stats and Open Access

What is JUSP?



JUSP is a managed service that collects COUNTER usage reports on behalf of libraries



Started in 2010 as the Journal Usage Statistics Portal with a higher education and Jisc agreement focus



View usage statistics at the journal, book, database, and platform level



Reduces the burden of data collection and collation so that libraries can focus on reporting and analysis

How JUSP works

- Over 100 suppliers or platforms:
<https://jusp.jisc.ac.uk/participants/>
- Using SUSHI
- Quality assurance: inspect reports and resolve issues

Monthly data collection

Reports and visualisations

- Libraries access via an online portal
- Email delivery
- Harvest into library systems via SUSHI

- Data restatement
- Liaising over data queries and issues
- Filling gaps
- Platform changes

Ongoing maintenance

What does it help libraries do?



Regular reporting

Gather stats for regular reporting (both internal and external)



Evaluation

Assists in understanding e-resource usage
Packages or individual purchases



Informing decisions

Helps inform collection management decisions
Renewals, substitutions, cancellations, purchases
Strategy



Value and impact

Promotes the libraries
Makes effective use of staff time

What's not in JUSP

- Cost information
- Non-COUNTER compliant stats
- Subject or curriculum information
- Who is viewing the content

Examples

- What to keep
- Where to invest
- When to act

What to keep

Re-arranged TR_J1

JUSP “customised” standard view – same stats, different layout

Totals:

| Metric_Type | Reporting_Period_Total |
|----------------------|------------------------|
| Total_Item_Requests | 265 |
| Unique_Item_Requests | 120 |

← **Totals table**

Download CSV | Download TSV | **Export** ←

Select report: TR_J1: Journal Requests (Excluding OA_Gold)

Select view: Custom

Display:
 Default (Single Metric_Type per row) ⓘ Multiple Metric_Types per row ⓘ

| Core | Title | Publisher | Platform | Print_ISSN | Online_ISSN | Total_Item_Requests | Unique_Item_Requests |
|------|--|----------------------------|--------------|------------|-------------|---------------------|----------------------|
| - | Australian Journal of French Studies | Liverpool University Press | CloudPublish | 0004-9468 | 2046-2913 | 4 | 1 |
| - | Bulletin of Hispanic Studies | Liverpool University Press | CloudPublish | 1475-3839 | 1478-3398 | 13 | 10 |
| - | Contemporary French Civilization | Liverpool University Press | CloudPublish | 0147-9156 | 2044-396X | 17 | 8 |
| - | Historical Studies in Industrial Relations | Liverpool University Press | CloudPublish | 1362-1572 | 2049-4459 | 53 | 12 |
| - | Hunter Gatherer Research | Liverpool University | CloudPublish | | 2056-3264 | 8 | 5 |

← **Compare and sort**

“Subscribed” usage

“Frontfile” only

| Totals: | Metric_Type | Reporting_Period_Total |
|---------|----------------------|------------------------|
| | Unique_Item_Requests | 70,829 |

← Previous page 01 02 03 04 05 06 07 08 ... 10 Next page → Jump to p

Select report: TR: Filter Title Master Report

Filters: (Select at least one filter option. Click on filter name to select/deselect all options.)

- Data_Type: Book Database Journal Newspaper_or_Newsletter Other Report Thesis_or_Dissertation
- Section_Type: Article Book Chapter Other Section [blank]
- Access_Type: Controlled OA_Gold
- Access_Method: Regular TDM
- YOP: From: 1995 To: 9999
- Metric_Type: Limit_Exceeded No_License Total_Item_Requests Unique_Title_Investigations Unique_Title_Requests
- Custom: Core

Columns to include: Core DOAJ Publisher Publisher_ID Platform DOI Proprietary_ID ISBN Print_ISSN Online_ISSN URI Data_Type Section_Type YOP Access_Type Access_Method

Include 1995 onwards only

| Title | Online_ISSN | Unique_Item_Requests |
|--|-------------|----------------------|
| Acta Neuropsychiatrica | 1601-5215 | 36 |
| Acta Numerica | 1474-0508 | 88 |
| Advances in Animal Biosciences | 2040-4719 | 5 |
| Advances in Applied Mathematics and Mechanics | 2075-1354 | 7 |
| Advances in Applied Probability | | 48 |
| Advances in Archaeological Practice | 2326-3768 | 8 |
| Advances in Psychiatric Treatment | 1472-1481 | 327 |
| Africa: Journal of the International African Institute | 1750-0184 | 175 |
| African Studies Review | 1555-2462 | 205 |

Shows “frontfile” total excluding OA

Individual title report

All stats about a title in one place

Detailed monthly breakdown

All metrics

Show monthly breakdown: [2019](#) | [2020](#) | [2021](#) | [2022](#)

Service (Platform): EBSCOhost

| Metric_Type | 2019 | 2020 | 2021 | 2022 |
|----------------------------|--------|--------|--------|--------|
| Limit_Exceeded | 0 | 0 | 0 | 0 |
| No_License | 0 | 0 | 0 | 0 |
| Total_Item_Investigations | 86,709 | 82,429 | 72,084 | 48,872 |
| Total_Item_Requests | 44,243 | 41,374 | 38,111 | 26,059 |
| Unique_Item_Investigations | 50,360 | 49,724 | 46,192 | 31,375 |
| Unique_Item_Requests | 25,209 | 24,163 | 25,030 | 17,194 |

Service (Platform): ProQuest databases

| Metric_Type | 2019 | 2020 | 2021 | 2022 |
|----------------------------|------|------|------|------|
| Limit_Exceeded | 0 | 0 | 0 | 0 |
| No_License | 0 | 0 | 0 | 0 |
| Total_Item_Investigations | 0 | 0 | 83 | 53 |
| Total_Item_Requests | 0 | 0 | 0 | 0 |
| Unique_Item_Investigations | 0 | 0 | 55 | 36 |
| Unique_Item_Requests | 0 | 0 | 0 | 0 |

How is this title used across platforms?

Annual trends

Where to invest

TR: Top titles (No_licence)

Selection: Data_Type=Journal; Section_Type=Article; Access_Type=Controlled, OA_Gold; Access_Method=Regular; YOP=0001-99;
Columns_Included=Service, Print_ISSN, Online_ISSN; Service=All Services; Date_Range=Jan 2021 - Dec 2021

Select report: TR: Top Titles Report

Select view: Journal [Calendar Year]

Filters: (* Select at least one filter option. Click on filter name to select/deselect all options.)

Access_Type: Controlled OA_Gold

Metric_Type: Limit_Exceeded No_Licence Total_Item_Requests Unique_Item_Requests

Aggregate by Title: Yes No

Number of Results: 10 20 50 100

Services (Platforms): * All Services

Calendar Year: Jan To: Dec 2021 Results/page: 50 [Get Report](#) [Get Spreadsheet](#)




| Title | Service | Print_ISSN | Online_ISSN | Reporting_Period_Total |
|--|---|------------|-------------|------------------------|
| Nature Sustainability | Nature Journals | | 2398-9629 | 1,820 |
| Journal of Brand Management | SpringerLink (including Biomed Central) | 1350-231X | 1479-1803 | 1,480 |
| Journal of the American Academy of Child & Adolescent Psychiatry | ScienceDirect | 0890-8567 | 1527-5418 | 1,373 |
| The American Political Science Review | Cambridge Core | 0003-0554 | 1537-5943 | 1,285 |
| Nature Metabolism | Nature Journals | | 2522-5812 | 1,133 |
| The Journal of Finance | Wiley Online | 0022-1082 | 1540-6261 | 997 |
| World Politics | Cambridge Core | 0043-8871 | 1086-3338 | 969 |
| The Journal of Asian Studies | Cambridge Core | 0021-9118 | 1752-0401 | 955 |



Usage by publication year

[Previous page](#)
1
2
3
4
[Next page](#)
 Jump to page: [Go](#)

|  Service | YOP | No License | Unique Item Investigations | Unique Item Requests |
|--|------|------------|----------------------------|----------------------|
| Cambridge Core | 1785 | 1 | 1 | 0 |
| Cambridge Core | 1803 | 3 | 1 | 0 |
| Cambridge Core | 1821 | 2 | 1 | 0 |
| Cambridge Core | 1831 | 2 | 1 | 1 |
| Cambridge Core | 1838 | 2 | 1 | 0 |
| Cambridge Core | 1850 | 0 | 1 | 1 |
| Cambridge Core | 1853 | 1 | 17 | 15 |
| Cambridge Core | 1854 | 0 | 3 | |
| Cambridge Core | 1856 | 0 | 1 | |
| Cambridge Core | 1857 | 11 | 11 | |
| Cambridge Core | 1859 | 3 | 4 | |
| Cambridge Core | 1860 | 0 | 4 | |
| Cambridge Core | 1861 | 0 | 3 | |
| Cambridge Core | 1862 | 0 | 2 | |
| Cambridge Core | 1863 | 2 | 1 | |
| Cambridge Core | 1864 | 0 | 3 | |
| Cambridge Core | 1865 | 0 | 4 | |

Select report: TR: Summary Report ▼

Select view: Select Filters ▼

Filters: (* Select at least one filter option. Click on filter name to select/deselect all options.)

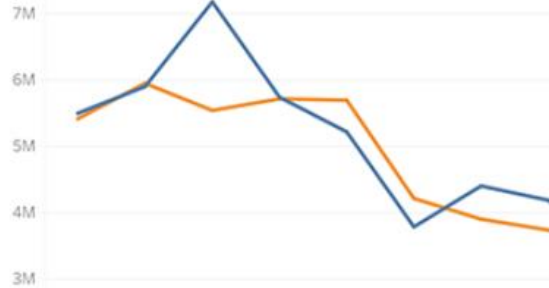
- Data_Type:
 Book Database Journal Newspaper_or_Newsletter Other Report Thesis_or_Dissertation
- Section_Type:
 Article Book Chapter Other Section {blank}
- Access_Type:
 Controlled OA_Gold
- Access_Method:
 Regular TDM
- YOP:
 From: To:
- Metric_Type:
 Limit_Exceeded No_License Total_Item_Investigations Total_Item_Requests Unique_Item_Investigations Unique_Item_Requests Unique_Title_Investigations Unique_Title_Requests

Columns to include:
 Publisher Platform Data_Type Section_Type YOP Access_Type Access_Method

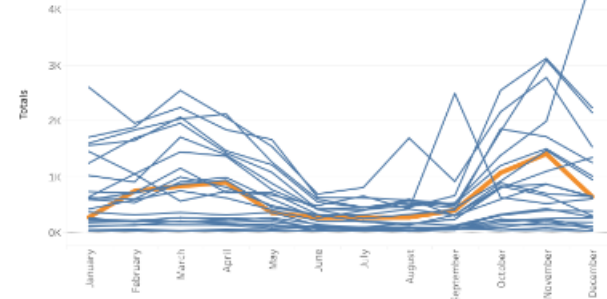
[Clear Filters](#) [Clear Columns](#)

When to act

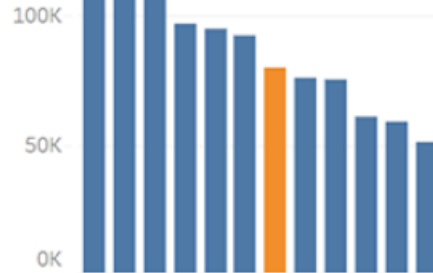
Usage profiling



Trends for Jisc Band or peer group



Compare trends in Jisc band or peer group



Compare your institution

Is our usage unusual or normal?

High level usage trends

| Totals: | Year | Reporting_Period_Total |
|---------|------|------------------------|
| | 2019 | 200,580 |
| | 2020 | 628,393 |
| | 2021 | 907,293 |
| | 2022 | 556,566 |

High level trends

Select report: TR: Summary Report

Select view: Book [Calendar Year Trends]

Filters: (* Select at least one filter option. Click on filter name to select/deselect all options.)

Access_Type: controlled OA_Gold

Metric_Type: Total_Item_Requests Unique_Title_Requests

Service (Platform): All Services

From: Jan 2019 To: Dec 2022 Results/page: 50 Update Report Get Spreadsheet



Show monthly breakdown: [2019](#) | [2020](#) | [2021](#) | [2022](#)

| Service | 2019 | 2020 | 2021 | 2022 |
|--|------|--------|---------|--------|
| American Chemical Society (ACS) | 0 | 107 | 156 | 52 |
| American Institute of Physics (AIP) | 0 | 1 | 1 | 6 |
| American Society of Civil Engineers (ASCE) | 294 | 156 | 182 | 123 |
| Askews and Holts | 0 | 42,641 | 102,898 | 45,729 |
| Association for Computing Machinery (ACM) | 0 | 17 | 37 | 25 |
| BibliU | 0 | 0 | 2,145 | 999 |
| BioOne | 0 | 2 | 1 | 0 |
| Brill EBooks and EJournals | 0 | 250 | 1,187 | 965 |

How are trends in book usage changing over time?

Links and further resources

- Choosing which R5 report to run: <https://jusp.jisc.ac.uk/guides/r5-choosing.html>
- Case studies: <https://jusp.jisc.ac.uk/case-studies/>
- Webinars: <https://jusp.jisc.ac.uk/events-training/>

Usage stats and Open Access

- Transitional agreements “Read & Publish”, fully OA deals, OA monographs
- Data analysis to support Jisc licensing and evaluation
- COUNTER Item Reports
- Global usage stats?
- Interviews

Summary

- Pulls usage stats together
- Reduces the burden of data collection and collation
- Flexible reporting tools to support ongoing analysis

Questions